


Dough Activities and Materials Needed:

12. Use the dough to make letters
 - Play-doh or homemade dough
 - Laminated letter mats (Black/white and colored versions included here)
13. Use dough to make the letters in my name
 - Play-doh or homemade dough
 - Laminated name cards (included in this set.)
14. Use an extruder to squeeze dough and then cut it into small pieces
 - Play-doh or homemade dough
 - Plastic dough extruders
 - Child size scissors


Please note: The portrait name cards are appropriate for names with letters up to 6 letters. The landscape name cards are appropriate for names with up to 10 letters. Type in the names you wish to use and they will populate the other name activities in this set automatically.

I can use and roll dough to make letters.



Skill: RF.K.I.D

I can use dough to make letters in my name.




Skill: RF.K.I.B, RF.K.I.D

I can use the extruder to squeeze dough.
Then I can use scissors to cut it.




Skill: Fine Motor


Aa




Bb



C c




D d




E

e




F


f




Gg




Hh




Ii



Jj







K K





L l













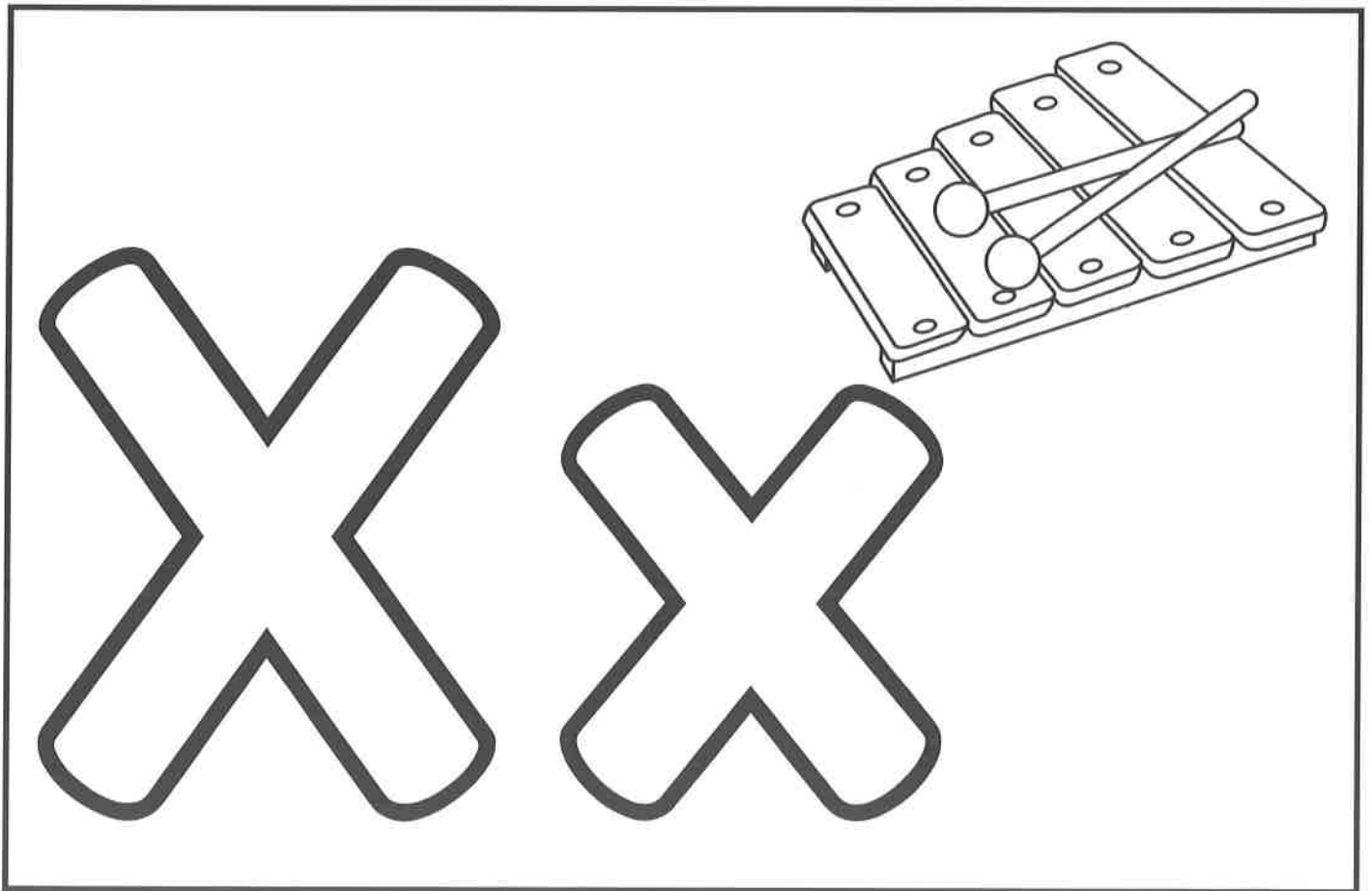

Ss




Tt







Y y



Z z

