



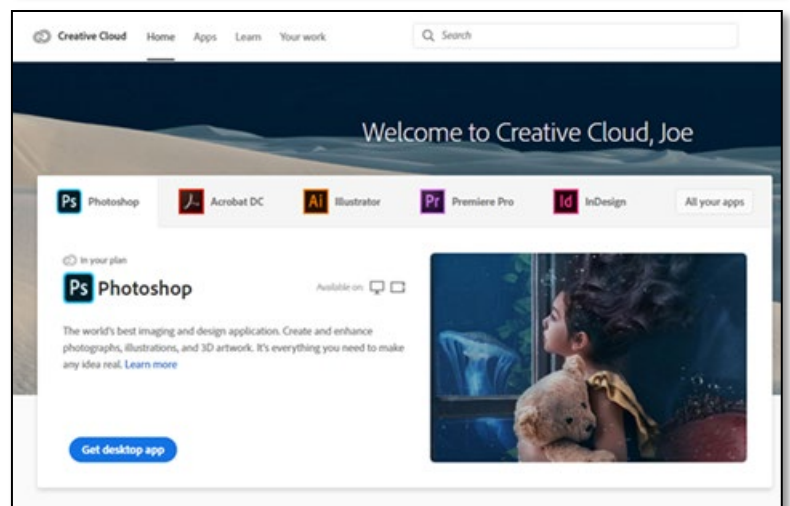
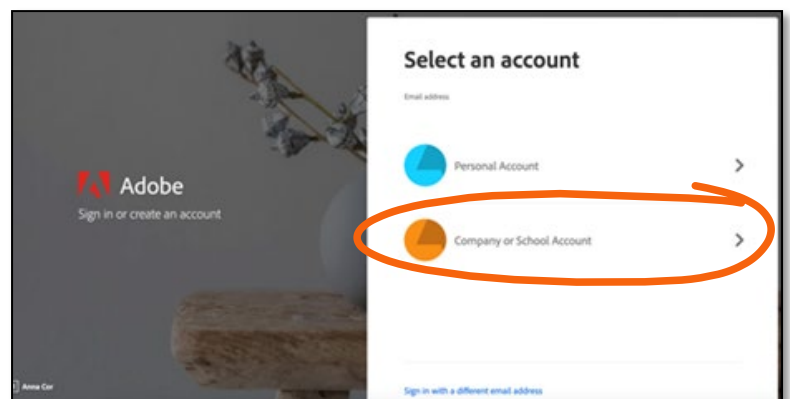
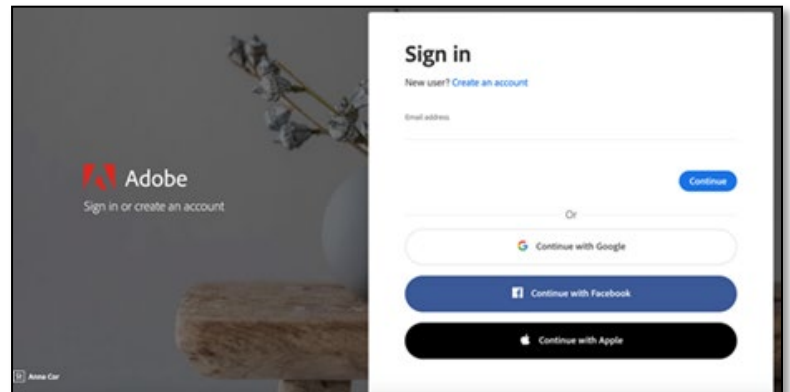
For Students and Staff

Accessing Free Adobe Suite

This Just In!

Adobe has provided temporary at-home access for the full Adobe Suite of products for students and educators impacted by school closure. Please follow the instructions below to enable access to Creative Cloud Desktop Apps on your personal device.

1. Visit <https://creativecloud.adobe.com> and use your school credentials to sign in.
2. If prompted, select Company or School Account and then enter your password. Or provide your credentials in your school's login screen.
3. From the Creative Cloud website, browse for and download your desired app. Click **Apps** on the top of the page to view all apps.



For more information on how to download or install apps, see [Download and Install Creative Cloud apps](#).

For educators and school leaders seeking to engage students during campus closures, Adobe has curated resources to help them discover inspiring projects, best practices, and new ideas so they can continue to drive valuable learning in virtual environments. For more information on Adobe's distance learning resources [please click here](#).

Please visit this [HelpX page](#) if you have questions.