

NAME _____

DATE _____



Tally & Number Match Game page 1 of 6

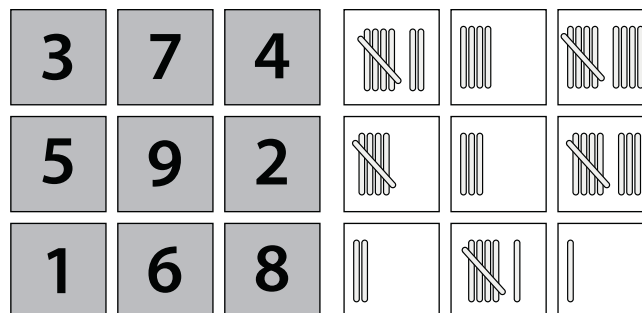
Note to Families

Play a matching game with the tally cards and the number cards. If your child needs practice recognizing the groups of tally sticks without counting, try “flashing” the cards—showing them for just three seconds. The two worksheets offer more practice in counting and writing numbers.

Materials

- Tally & Number Match Game, pages 1–6
- scissors
- envelope (to store game cards)

- 1 Cut apart the tally and number cards on pages 3 and 4.
- 2 Lay all of the number cards face-up on one side and all of the tally cards face-up on the other side.



- 3 Can you find the matching pairs?
- 4 Once finding the matching pairs feels easy, turn all of the cards face-down.
- 5 Take turns turning one card from each group face-up. Is it a matching pair?
 - If it is, take those cards and take another turn.
 - If they don't match, turn them back over and give your partner a turn.
 - Try to remember where each card is located.
- 6 The player with the most cards at the end of the game wins.

(continued on next page)

NAME _____

| DATE _____

Tally & Number Match Game page 2 of 6**7 CHALLENGE**

- If your child can easily match the tally cards with the number cards, go to the “face-down” version of the game right away.
- Another challenging activity would be to put the tally cards in order from greatest to least and the number cards from least to greatest.

8 Play the game a few times this week. Save the cards so you can play again in a few weeks.






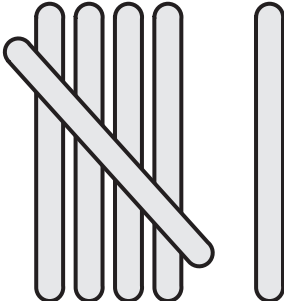
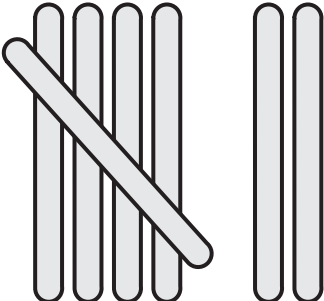
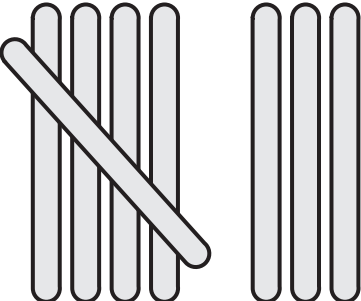
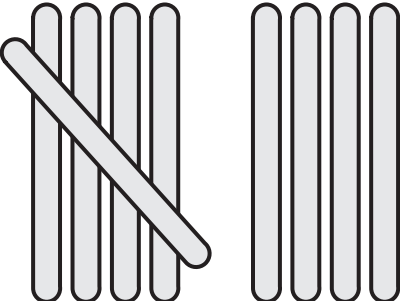
9 Have your child complete the worksheets on pages 5 and 6, and return them to the teacher.

(continued on next page)

NAME _____

DATE _____

Tally & Number Match Game page 3 of 6

| | | |
|---|---|---|
|  |  |  |
|  |  |  |
|  |  |  |

(continued on next page)

NAME _____

DATE _____

Tally & Number Match Game page 4 of 6

1

2

3

4

5

6

7

8

9

(continued on next page)

NAME _____

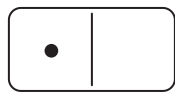
DATE _____

Tally & Number Match Game page 5 of 6

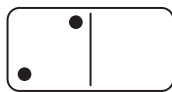
Use the numbers and dominoes to help solve the problems below.



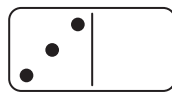
0



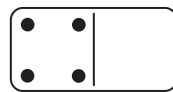
1



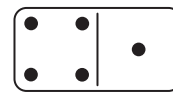
2



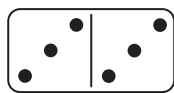
3



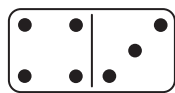
4



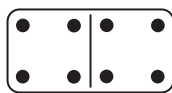
5




6




7



8




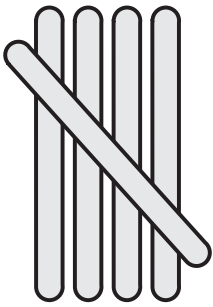


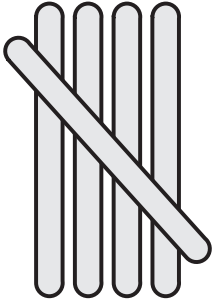




9



10

1 Count the number of sticks and record the number.

| | |
|---|--|
|   |  |
|   |  |
|   |  |

(continued on next page)

NAME _____

DATE _____

Tally & Number Match Game page 6 of 6

Draw a line from the ten-frame to the tally sticks that match.

