



Count & Compare Butterflies page 1 of 4

Note to Families

This card game is like the old game “War.” Players should figure out more than one way to count the butterflies on each card.

Materials

- Count & Compare Butterflies, pages 1–4
- scissors
- envelope (to store game cards)
- paperclip and a pencil (to use as a spinner)

Instructions

Use your pencil and paperclip to make an arrow for the spinner. Place the pencil, point down, through one end of the paperclip and onto the dot at the middle of the spinner.


1 Cut apart the butterfly cards on pages 2 and 3, and store them in an envelope.

2 Take turns pulling out a butterfly card.

3 Count the butterflies.

How did you count them?

Can you count them another way?




It's 5! $2 + 3$ makes 5.
It's like $2 + 2$ and 1 more.

I've got 6. I can tell 'cause
it's 1 more than 5.
It could be 2 and 4, too.

4 Who has more butterflies on their card? Less?

5 Put the cards in the “more” and “less” boxes on the game board (page 4).

6 Spin the paperclip-and-pencil spinner to see which card wins. The winner takes both cards.











7 Repeat steps 2–6 until you use all the cards.

8 Count the cards each player has collected and put them in the “more” and “less” boxes.

9 Spin one last time to see who wins the game.







(continued on next page)

Count & Compare Butterflies page 2 of 4



(continued on next page)

Count & Compare Butterflies page 3 of 4



(continued on next page)

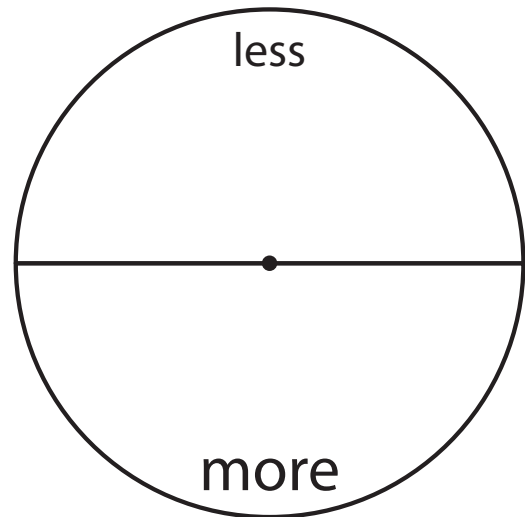
Count & Compare Butterflies page 4 of 4

less



Just the same!

Put them back in the pile.



more

